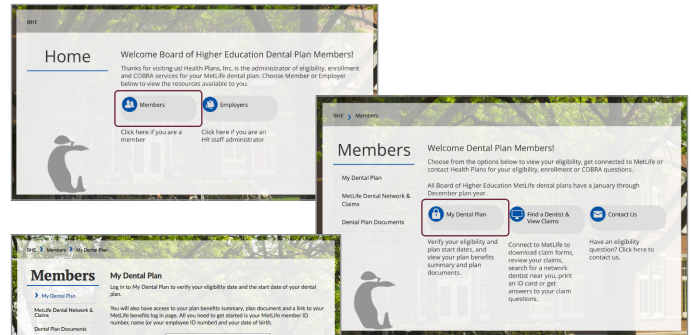


Print Your ID Card and View Your Claims Online



Log in to My Dental Plan where you can:

- Print your MetLife dental ID card
- Access your MetLife Employee Benefits page to :
 - View your dental claims
 - Get answers to claim questions
 - Find network dentists near you



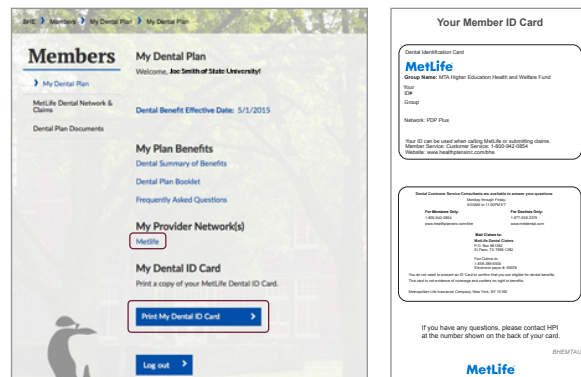
1. Go to HealthPlansInc.com/bhe

2. Select **Members**

3. Click **My Dental Plan** and log in

4. Click **Print My Dental ID Card** to view or print a copy of your card

5. Click **MetLife** to access your personal MetLife Employee Benefits page

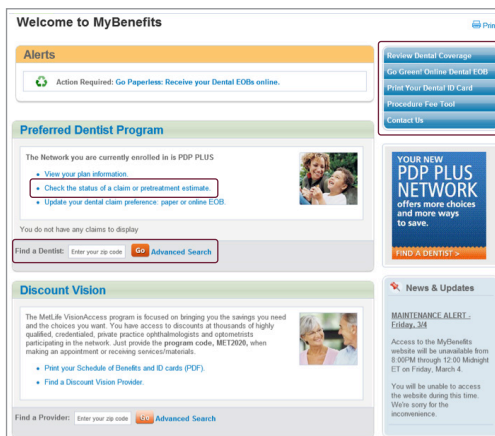


6. View the menu on the upper right corner of the MetLife Employee Benefits page to:

- Review Dental Coverage

Use the tools in the center of the page to:

- Check the status of a claim
- Find a Dentist



Have questions? Contact HPI Customer Service at the phone number or website listed on the back of your member ID card.

